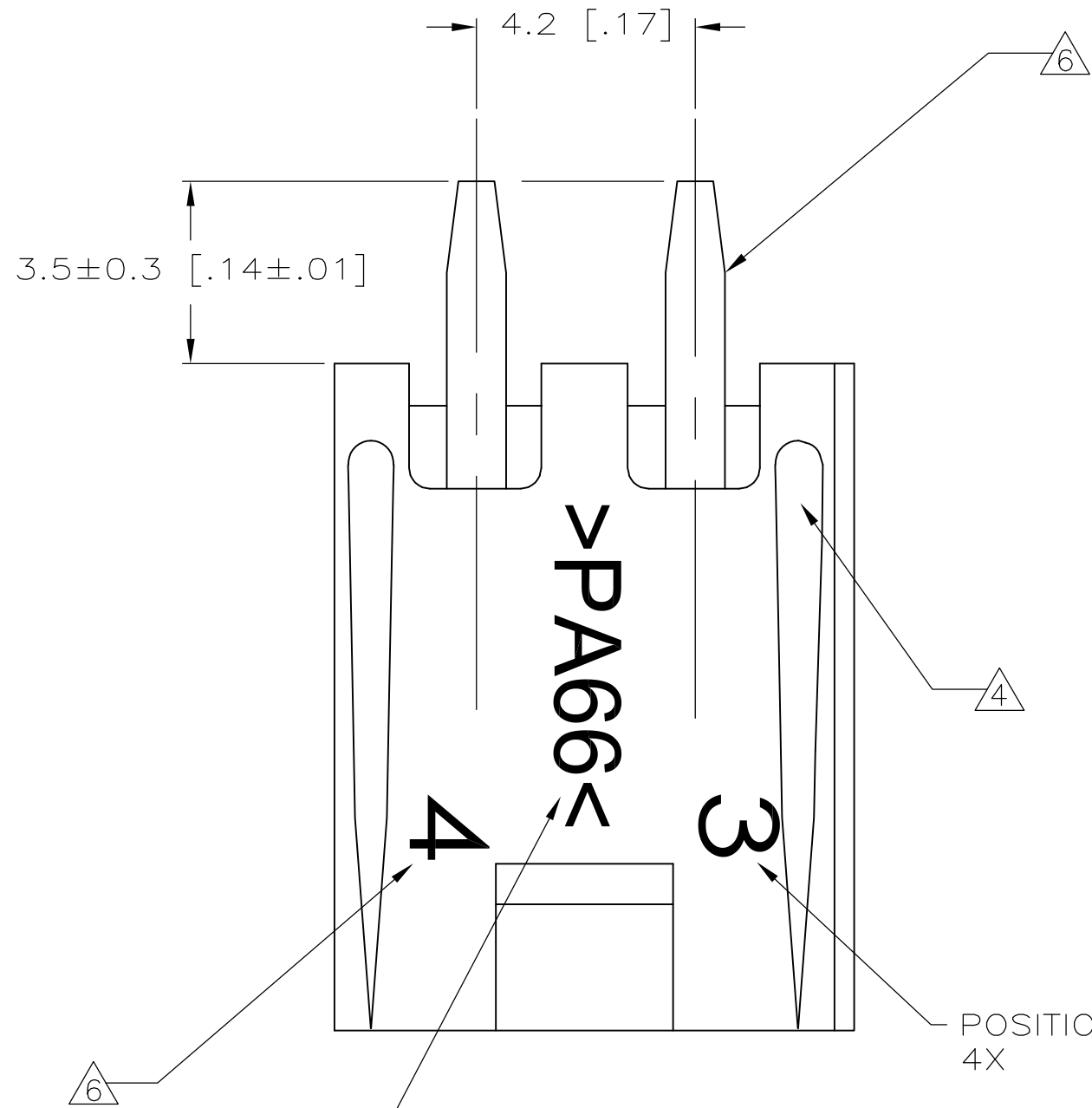
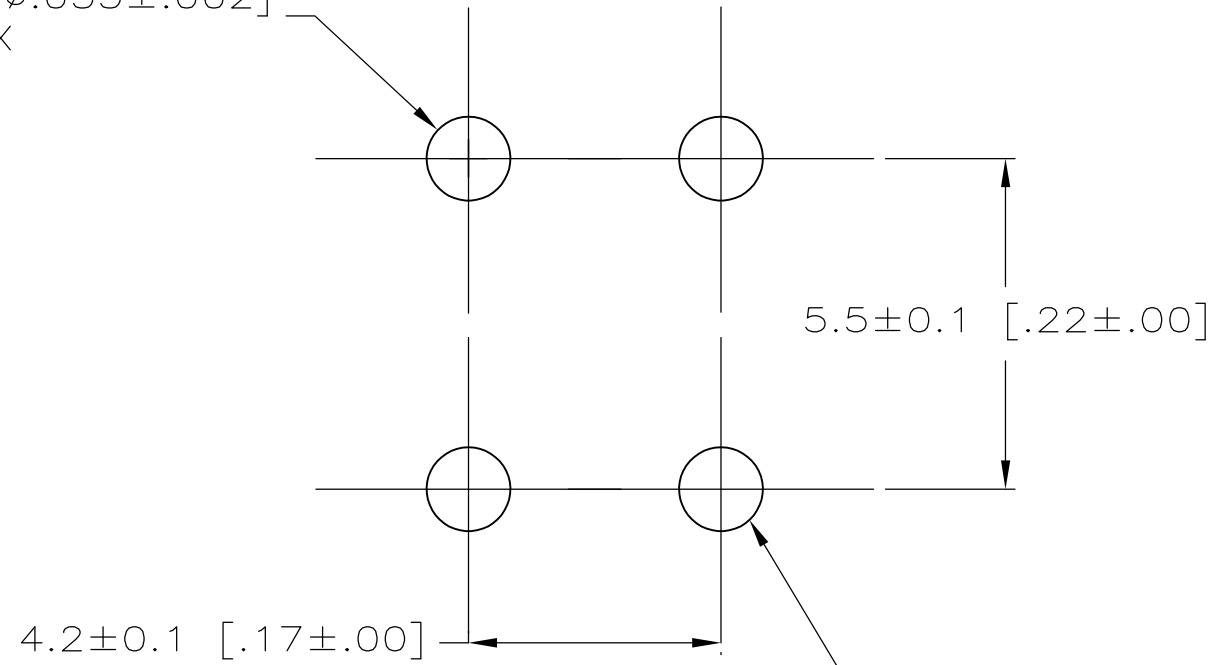


THIS DRAWING IS UNPUBLISHED. RELEASED FOR PUBLICATION  
 © COPYRIGHT BY TYCO ELECTRONICS CORPORATION. ALL RIGHTS RESERVED.

LOC		DIST		REVISIONS			
P	LTR	DESCRIPTION		DATE	DWN	APVD	
	B	ECO-07-013440		21JUN07	KW	CC	

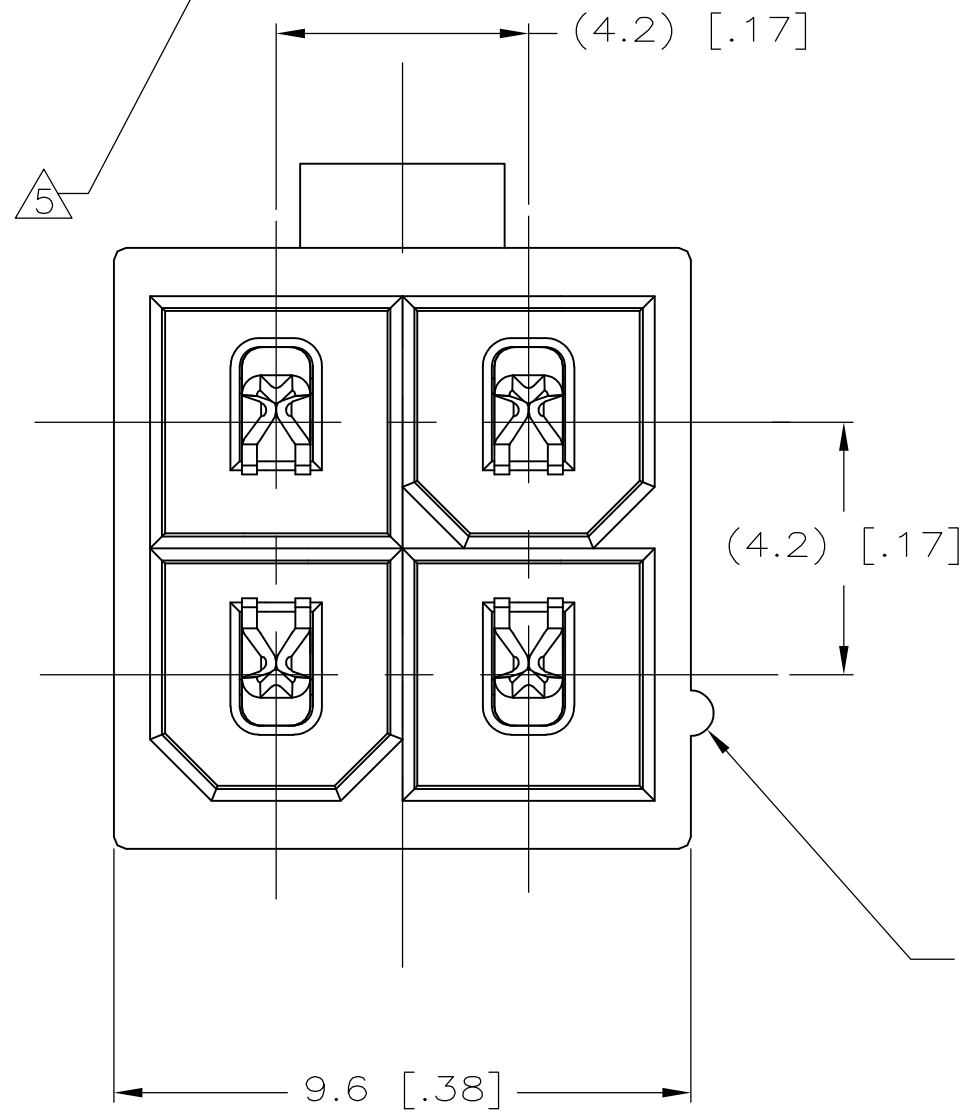


$\phi 1.40 \pm 0.05$  [ $\phi 0.055 \pm 0.002$ ]  
4X

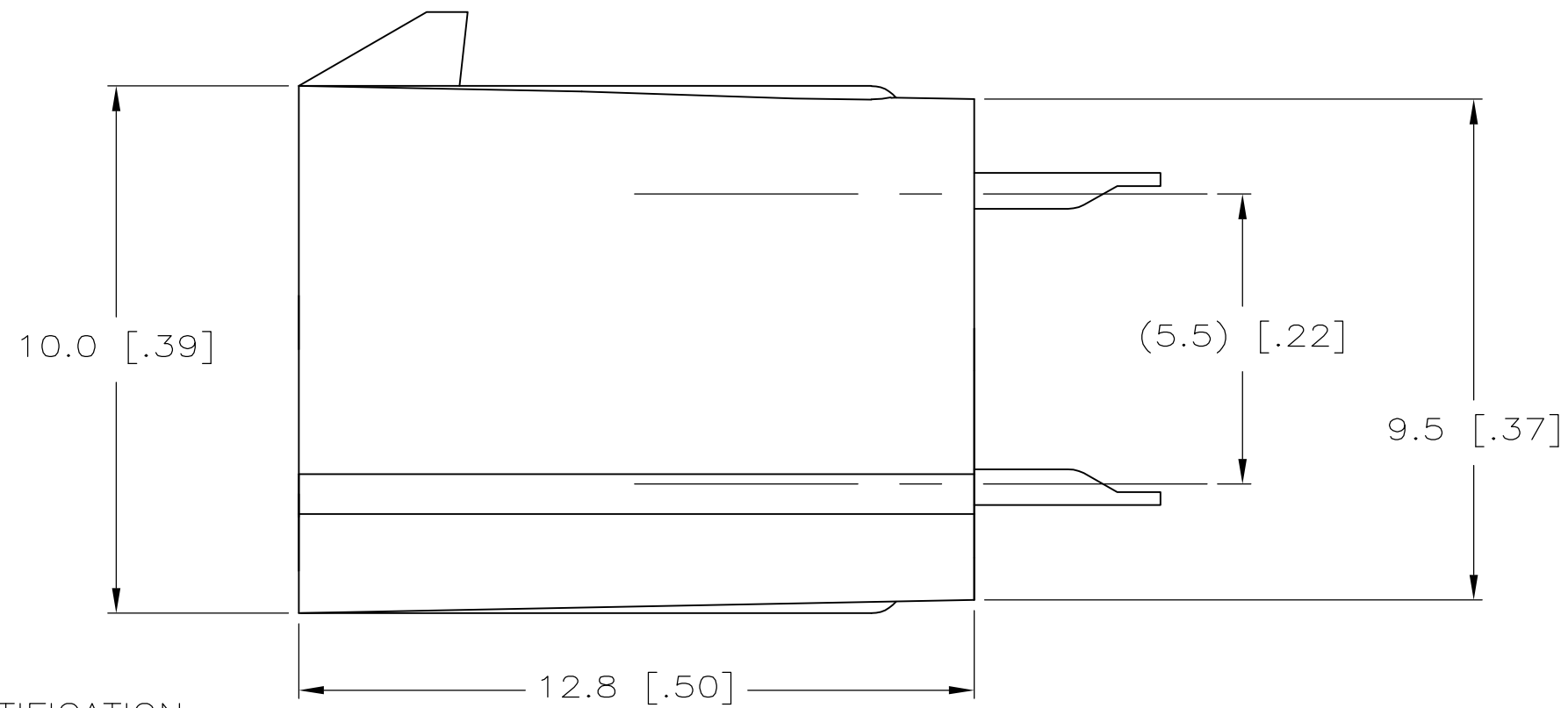


RECOMMENDED MOUNTING HOLE PATTERN FOR 1.78 [0.070] MAXIMUM THICK P.C. BOARD. COMPONENT SIDE SHOWN.

- 1 MATERIAL: HOUSING-NYLON, UL94V-2  
COLOR-GREEN,  
CONTACTS-0.25 [0.010] THICK  
COPPER ALLOY.
- 2 CONTACT FINISH: 0.003 [0.0001]  
MINIMUM THICK TIN-LEAD OVER 0.00127  
[0.000050] MINIMUM THICK NICKEL OVER  
ENTIRE CONTACT.
- 3. SOLDER TAIL MEETS AMP SOLDERABILITY  
SPECIFICATION 109-11-2.
- 4 RIBS ON FOUR CORNERS OPTIONAL.
- 5 AMP LOGO AND MATERIAL ID MAY BE  
LOCATED ON EITHER LONG SIDE OF PART.
- 6 SIZE, SHAPE OR STYLE OF THIS FEATURE  
MAY VARY.
- 7 CONTACT FINISH: 0.003 [0.0001]  
MINIMUM THICK TIN OVER 0.00127  
[0.000050] MINIMUM THICK NICKEL OVER  
ENTIRE CONTACT.



POSITION #1 IDENTIFICATION FEATURE



	1-1586118-1
SUPERSEDED BY 1-1586118-1	1586118-1
FINISH	PART NUMBER

THIS DRAWING IS A CONTROLLED DOCUMENT.		DWN S. HOOVER 22-SEP-2003	Tyco Electronics Tyco Electronics Corporation Harrisburg, Pa 17105-3608	
DIMENSIONS: mm [INCHES]		CHK D. COLEY 22-SEP-2003	NAME	
TOLERANCES UNLESS OTHERWISE SPECIFIED:		APVD D. COLEY 22-SEP-2003	ASSEMBLY, HEADER, VERTICAL, TIN-LEAD PLATED, W/O PEGS, W/O DRAIN HOLES, 94V-2, AMP-DUAC(TM) POWER CONNECTOR	
0 PLC ±		PRODUCT SPEC	SIZE A2	CAGE CODE 00779
1 PLC ± 0.2 [0.01]		APPLICATION SPEC	DRAWING NO. C=1586118	
2 PLC ± 0.13 [0.005]		WEIGHT	RESTRICTED TO	
3 PLC ±		CUSTOMER DRAWING	SCALE 8:1	SHEET 1 OF 1
4 PLC ±			REV B	
ANGLES ± 0°30'				
FINISH SEE TABLE				

**METRIC**

1586118

A